



ANOMALY DIAGNOSIS METHOD AND CONDITION ASSESSMENT OF POWER METERING DEVICE BASED ON SSD ALGORITHM

CHAO JIANG*, JINGHUA WANG†, YUE WANG‡, AND WANRU ZHAO§

Abstract. The advancement of anomaly diagnosis methods plays a crucial role in classifying and analyzing data, particularly in distinguishing between normal and abnormal patterns. This study explores the utilization of Support Vector Machine (SVM) techniques to facilitate the selection of pertinent data, thus enhancing the accuracy of anomaly detection. Furthermore, this research delves into the condition assessment process, which offers valuable insights into the real-time state of entities passing through power metering devices. Drawing upon a wealth of secondary data sources, this study employs the SSD algorithm to gain a comprehensive understanding of power metering devices and their interrelated aspects. The SSD algorithm, with its diverse anchor points, is revealed as a powerful tool for quantifying the energy flow passing through the power metering device. This approach not only aids in precise energy measurement but also provides essential insights into the functioning of power metering systems. By combining anomaly diagnosis, SVM techniques, and the SSD algorithm, this study contributes to a deeper comprehension of power metering devices' performance and their capacity to accurately measure energy. These insights have significant implications for improving the overall reliability and efficiency of power metering in various applications.

Key words: anomaly diagnosis, secondary data, SSD algorithm, power metering devices

1. Introduction. The anomaly diagnosis method was applied for the detection of the quality of the data. This process differentiates the data into normal and abnormal forms and helps to level the data according to the characteristics. The implementation of the anomaly diagnosis method is important for the development of power metering devices. A power metering device is important for measuring the pulses of energy that pass through it. The development of power metering based on the SSD algorithm helps to manipulate all the things or systems of passing the electric energy in a systematic way. This study has analyzed the implication of the anomaly diagnosis method and condition assessment on the development of SSD algorithm-based power metering devices.

The network control used in the power generations is the crucial backbone of the networks. It is physically isolated from the networks that are outside. In case of any issue, abnormality or the problems within the network than it can directly impact or influence competitiveness in relation with the power plants. It makes the power plants very crucial in detecting or tracking of and the prevention of the challenges and the issues proactively not by just responding to them after they have established. The continuous development and the growth as well as the construction of the power grid and its scale are expanding on the large scale. The amounts of the map that are infrared are assembled by the thermal images. It has become very crucial and vital problem by the usage of the procedures that are intelligent algorithm for the approach massive infrared image data at times.

Anomaly detection, a critical aspect of data analysis and pattern recognition, has gained prominence in various fields and applications, including cybersecurity, industrial automation, and quality assurance. The primary objective of anomaly detection is to identify data points or patterns that deviate significantly from the norm or exhibit unusual behaviour. If left undetected, such anomalies can have far-reaching consequences, from security breaches and equipment failures to financial losses. In recent years, the development of advanced algorithms and machine learning techniques has substantially improved the accuracy and efficiency of anomaly

*School of Economics and Management, Shanghai University of Electric Power, Shanghai 200090, China (chaojiangres@outlook.com)

†School of Electronic Information and Electrical Engineering, Shanghai Jiao Tong University Shanghai, 200000, China

‡State Grid Shanghai Marketing Service Center, Shanghai 200030, China

§State Grid Shanghai Marketing Service Center, Shanghai 200030, China

detection systems. These advancements have enabled organisations to proactively identify deviations from expected behaviour and take timely corrective actions.

2. Objectives.

1. To understand the effect of the anomaly diagnosis method on the development of power metering devices which is based on the SSD algorithm
2. To know the impact of condition assessment on the developmental processes of power metering devices
3. To evaluate the issues arrived at regarding the development of SSD algorithm-based power metering devices
4. To suggest effective ways to implicate the SSD-based algorithm in the field of machine learning

As we embark on this exploration, the objective is to unravel the capabilities and implications of these advanced anomaly detection methods, particularly emphasising their potential to improve the accuracy and reliability of power metering systems. This research strives to contribute to the broader field of anomaly detection and its diverse applications, offering insights into how innovative approaches can revolutionise data analysis and decision-making processes.

3. Methodology. This study has been prepared based on secondary sources of data. Secondary sources like journals and articles have been used as sources. This increases the knowledge of the research topic and helps to analyse the details. The implication of the anomaly diagnosis method is important for developing an effective SSD algorithm as the quality of the data depends on the support vector machines (SVM), which differentiate the data according to the parent characteristics [14]. Thus, the secondary sources and method of the data analysis help to know the effect of the anomaly diagnosis method and condition assessment on the development of the power metering device.

3.1. Effect of anomaly diagnosis method on the development of the SSD algorithm-based power metering device. Power metering devices represent a crucial component in contemporary power distribution systems, serving the vital function of accurately and consistently channelling electrical currents and other ions. In the early stages of power metering device innovation, these systems were primarily analogue and mechanical [24]. However, with the rapid technological advancements, modern power metering devices have evolved to incorporate sophisticated machinery and employ the SSD (Solid-State Device) algorithm, greatly enhancing the precision and reliability of energy measurement as it traverses through these metering devices.

As an integral part of this evolution, the anomaly diagnosis process assumes a pivotal role in ensuring the input of accurate data into these devices. This process is instrumental in elevating the accuracy of power metering devices to a high degree, contributing to the overall enhancement of energy measurement and monitoring [21]. This increases the utilisation of the power metering devices as this helps to know the accurate amount of electrical division and supply units. The anomaly diagnosis method used the efficient support vector machine to differentiate the data sources based on their characteristics [16]. The quality of the SSD algorithm is based on the input quality of the data. The quality of the inputted data increased with the implication of the anomaly diagnosis method.

Figure 3.1 represents the steps of the anomaly diagnostic method. The main task of the anomaly diagnostic method is related to the identification of the problems in the data [12]. This process helps in the development of better-quality of data [20]. This is mainly based on the support vector machines which utilized for regression and classification of the data.

The anomaly diagnosis method helps in the development of the algorithm which helps in the development of the power metering device. Power metering device helps to measure the frequency of data passing from the device [19]. This measures the amount of energy that passes through it accurately as well as this helps in the distribution of the energy according to need. Anomaly diagnosis method is mainly divided the normal and abnormal inputted data and helps in the process of SSD algorithm development [11]. The SSD algorithm-based power metering device represents the accurate values than the traditional analogue meters. This helps to keep the records and assists to manipulate the consumption of the total quantity of output [26]. Thus, the implication of the SSD algorithm is important for the development of the power metering device.

The complex background of the sustain is a very crucial factors that impacts the diagnosis and identification of the infrared thermal images in the management of the equipment that are sustainable. The more refined

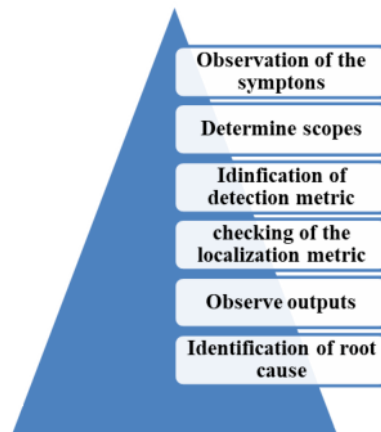


Fig. 3.1: Steps of the anomaly diagnostic method

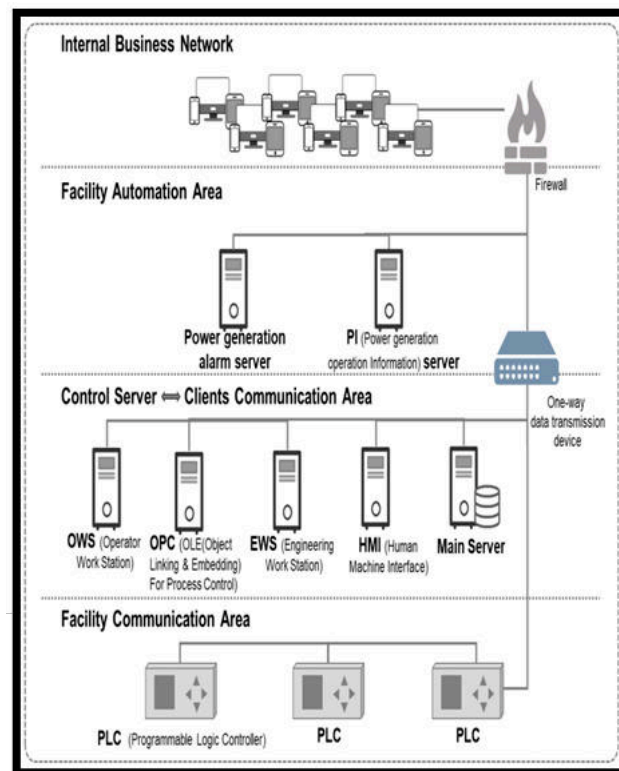


Fig. 3.2: The Network of the SSSD algorithm

elements that are local are characteristics or the features related to the power equipment that are usually obtained from the multi-scale convolution kernel and the substance related to the detection of the algorithms. There is the continuous update and the development in the networks that are neutral as well as convolutional. The deep learning or knowledge approaches and techniques in order to detect or track power supply by the usage data mining method for the achievement to the fault diagnosis

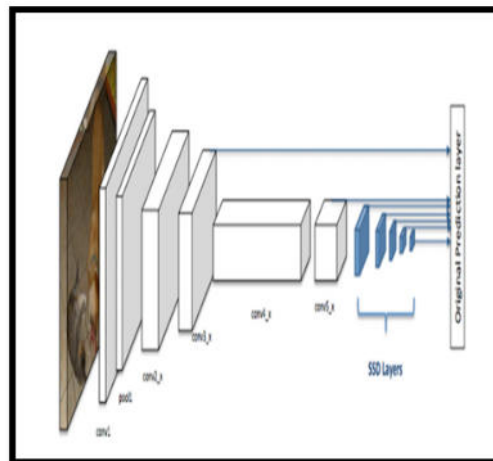


Fig. 3.3: SSD detector

3.2. Meaning of condition assessment process and its implication in the development of power metering device. Condition assessment is the process to measure the condition of the equipment and the processes involved in the development of the algorithm and algorithm based machinery. The condition assessment is mainly divided into two stages such as preliminary and detailed analysis. These distinctive stages of the analysis help in measuring the faults and level of accuracy maintained in the development of the model [6]. This system measures the safety of the processes and helps to understand all the things in detail. The importance of efficient power metering devices is high as this represents the value of the energy passes from the meter [15]. The facilities of the anomaly diagnosis analysis and the quality of the algorithm are determined through the analysis of the condition assessment [28]. Condition assessment is the process to develop a highly qualitative algorithm for the development of SSD based power metering devices. Power metering devices are generally used for the measurement of electrical power. The implementation of the algorithm increases the quality of these machines as this state the highly accurate result [29]. In the modern times, people used to implicate algorithm based machine learning as this helps to calculate the pulses that pass from the machine accurately. Power meters help to analyse the average power of an illumination of a light [15]. This measures the actual power of the laser beam. A power meter analyses the weaknesses and strength of any event. There are different types of pedal-based, hub-based, and crank-based. The implication of these power meters is different to each other.

3.3. The challenges occurred during the development of the power metering device based on the SSD algorithm. The most challenges that occur from the power metering devices are the excessive time taken for integrating the advanced metering infrastructure, legacy in billing and so on. SSD algorithm uses convolutional filters through which it understand the object's scale change very well [27].

Power meter device has been facing many challenges during the distribution of electricity and many houses also use illegal connections through the distribution of pole grids. At present many systems have been used to reduce power theft and through this system power imbalance can be detected.

Power meter devices have grappled with a myriad of operational challenges, encompassing both technical and non-technical issues. Technical losses, stemming from cable faults and overhead line issues, have posed significant operational hindrances [5]. Additionally, non-technical operational losses, such as electricity theft, meter tampering, cable theft, and illegal electrical connections, have further exacerbated these challenges. The culmination of these issues translates into substantial financial losses for governmental bodies and power utilities. Notably, electricity theft stands out as a primary contributor to the financial strain faced by electricity departments, simultaneously exerting a detrimental impact on a country's economic growth.

The resulting electricity shortages frequently lead to power outages, a phenomenon known as load shedding.

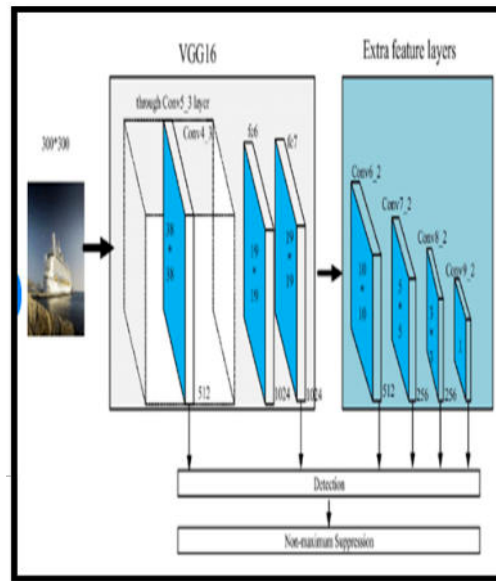


Fig. 3.4: SSD algorithm structure

To address this issue, the adoption of smart power meters, equipped with advanced features, presents a promising solution [1]. Incorporating the SSD algorithm within power meter devices prioritizes image-based techniques. This approach offers the advantage of reducing errors associated with human factors [7]. Image-based techniques rely on scene text detection, enabling automatic inspections that significantly decrease the need for manual intervention, ultimately saving on human resources and enhancing operational efficiency.

SSD algorithm represents an object detector to detect the serial numbers on meter images which are located in residential area. This process also gives a bad impact while capturing images of meters in a complex environment as well as capturing images in an error-prone pattern [3]. As a result, it reduces the quality of the meter images and creates difficulties to understand the images properly.

4. Results. This study has found the effectiveness of the anomaly diagnosis method and condition assessment processes for the development of power metering devices which are based on the SSD algorithm. Anomaly diagnosis methods are applied for the management of the data as that helps in the development of the algorithm [10]. SSD algorithm is an algorithm which detects the object through the process of deep learning. This helps to measure the detection speed as well as detection accuracy [23]. SSD based algorithm is important as this helps to predict the object passing through this. SSD includes different filters to detect the problems and helps in the management of the overall quality of the result [25]. The algorithm-based power metering devices represent the result accurately and it is more conventional than the traditional system included in the power metering devices.

The anomaly diagnosis method classifies all the things based on the character [2]. SSD algorithm is comparatively more robust and manages to determine the objects whose scales change repeatedly. This is different from R-CNN as that classified the objects based on the different pixels of the objects rather than based on the algorithm as like SSD.

The condition assessment of the power metering devices is updated more frequently as all the updated information is available from the monitoring devices. Condition assessment measures the condition of facilities in terms of health and asset [22]. SSD algorithm evaluates all the interrelated things of the power metering devices through the digitalized system. This observes the signals from the receivers and measures the strength and frequency of the beam that passes through it [18].

The power metering devices are mainly empowered to measure the energy that passes through them and

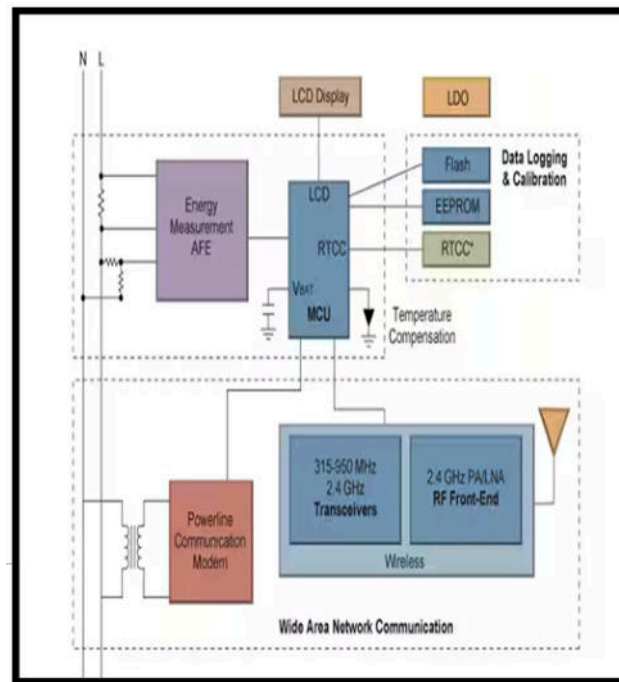


Fig. 4.1: Power metering devices

to equally distribute the energy to all the devices. The power meter is a simple instrument that is considered very useful to measure electrical power and no measured data analysis is needed here [4]. Technicians as well as engineers were given importance on power meter to performing power measurements. It is also considered a cost effective solution for power measurement as well as measure voltage and currents [13]. Power meter is also used for measuring grid power and it measures parameters in direct current as well as alternative current.

The figure 4.2 represents the demand of power meter devices increasing from the 2020 to 2027. The market size of the power meter device was 10.4 billion US dollars to 2020 and it increased to 11.8 billion US dollars in 2022. SSD is an object detector device which uses grid cell to detect objects in a particular region of an image [9]. Detecting objects represent the class and location prediction of an object through a particular region.

Power metering devices are utilized in the different sectors to increase the safety as well as to focus on energy consumption [17]. The transformation of the traditional power metering to the modern digitalized power metering could be possible through the implication of algorithm. Power metering devices measured the fluctuation of the distribution and measure the health of the energy passing through it [8]. The implication and requirement of the power metering device is considerably high for measuring the issues related to the energy flow.

5. Conclusion. This study has yielded valuable insights into the efficacy of anomaly diagnosis methods and condition assessment processes in the development of power metering devices, employing the innovative SSD algorithm. Anomaly diagnosis methods have proven instrumental in data management, facilitating algorithm development [10]. The SSD algorithm, rooted in deep learning, exhibits remarkable capabilities in detecting objects with impressive speed and accuracy. This algorithm is pivotal in predicting the objects passing through, incorporating a range of filters to identify issues and optimize result quality. Algorithm-based power metering devices have displayed remarkable precision, surpassing conventional systems. Anomaly diagnosis, which classifies objects based on their characteristics, benefits from the robustness of the SSD algorithm, effectively identifying objects with changing scales—a departure from the pixel-based classification used in systems like R-CNN. Power meters serve as invaluable tools for calculating electricity consumption and providing real-time

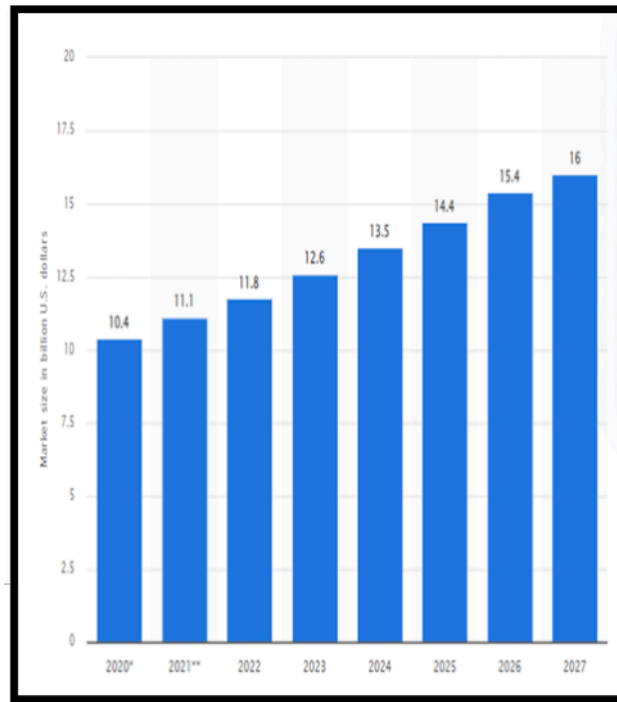


Fig. 4.2: Increasing the demand of power metering devices

data. They are instrumental in monitoring household energy usage and quantifying electricity consumption in kilowatt-hours. The anomaly diagnosis method, incorporating the support vector machine algorithm, not only enhances data quality but also safeguards systems from data breaches and financial losses. This method is notably focused on fraud detection, identifying potential risks and opportunities while positively impacting data measurement in power meter devices.

REFERENCES

- [1] F. ABATE, M. CARRATÙ, C. LIGUORI, AND V. PACIELLO, *A low cost smart power meter for iot*, *Measurement*, 136 (2019), pp. 59–66.
- [2] L. BASORA, X. OLIVE, AND T. DUBOT, *Recent advances in anomaly detection methods applied to aviation*, *Aerospace*, 6 (2019), p. 117.
- [3] J. CAO, C. SONG, S. SONG, S. PENG, D. WANG, Y. SHAO, AND F. XIAO, *Front vehicle detection algorithm for smart car based on improved ssd model*, *Sensors*, 20 (2020), p. 4646.
- [4] Y.-Y. CHEN, Y.-H. LIN, C.-C. KUNG, M.-H. CHUNG, AND I.-H. YEN, *Design and implementation of cloud analytics-assisted smart power meters considering advanced artificial intelligence as edge analytics in demand-side management for smart homes*, *Sensors*, 19 (2019), p. 2047.
- [5] F. DEL AMA GONZALO, J. FERRANDIZ, D. FONSECA, AND J. A. HERNANDEZ, *Non-intrusive electric power monitoring system in multi-purpose educational buildings*, *Int. J. Power Electron. Drive Syst*, 9 (2019), pp. 51–62.
- [6] H. S. DHIMAN, D. DEB, S. MUYEEN, AND I. KAMWA, *Wind turbine gearbox anomaly detection based on adaptive threshold and twin support vector machines*, *IEEE Transactions on Energy Conversion*, 36 (2021), pp. 3462–3469.
- [7] F. DING, Z. ZHUANG, Y. LIU, D. JIANG, X. YAN, AND Z. WANG, *Detecting defects on solid wood panels based on an improved ssd algorithm*, *Sensors*, 20 (2020), p. 5315.
- [8] K. GUO AND P. REYNAERT, *29.2 a 0.59 thz beam-steerable coherent radiator array with 1mw radiated power and 24.1 dbm eirp in 40nm cmos*, in 2020 IEEE International Solid-State Circuits Conference-(ISSCC), IEEE, 2020, pp. 442–444.
- [9] X. HU, H. LI, X. LI, AND C. WANG, *Mobilenet-ssd microscope using adaptive error correction algorithm: real-time detection of license plates on mobile devices*, *IET Intelligent Transport Systems*, 14 (2020), pp. 110–118.
- [10] Z. HUANG, Z. YIN, Y. MA, C. FAN, AND A. CHAI, *Mobile phone component object detection algorithm based on improved ssd*, *Procedia Computer Science*, 183 (2021), pp. 107–114.

- [11] W. JIANG, Y. HONG, B. ZHOU, X. HE, AND C. CHENG, *A gan-based anomaly detection approach for imbalanced industrial time series*, IEEE Access, 7 (2019), pp. 143608–143619.
- [12] L. JIN AND G. LIU, *An approach on image processing of deep learning based on improved ssd*, Symmetry, 13 (2021), p. 495.
- [13] F. KHAN, M. A. B. SIDDIQUI, A. U. REHMAN, J. KHAN, M. T. S. A. ASAD, AND A. ASAD, *Iot based power monitoring system for smart grid applications*, in 2020 international conference on engineering and emerging technologies (ICEET), IEEE, 2020, pp. 1–5.
- [14] D. LI, Z. ZHANG, P. LIU, Z. WANG, AND L. ZHANG, *Battery fault diagnosis for electric vehicles based on voltage abnormality by combining the long short-term memory neural network and the equivalent circuit model*, IEEE Transactions on Power Electronics, 36 (2020), pp. 1303–1315.
- [15] Y. LIU, R. LIU, S. WANG, D. YAN, B. PENG, AND T. ZHANG, *Video face detection based on improved ssd model and target tracking algorithm*, Journal of Web Engineering, (2022), pp. 545–568.
- [16] J. QIU, Q. DU, K. YIN, S.-L. ZHANG, AND C. QIAN, *A causality mining and knowledge graph based method of root cause diagnosis for performance anomaly in cloud applications*, Applied Sciences, 10 (2020), p. 2166.
- [17] M. S. SAEED, M. W. MUSTAFA, U. U. SHEIKH, T. A. JUMANI, AND N. H. MIRJAT, *Ensemble bagged tree based classification for reducing non-technical losses in multan electric power company of pakistan*, Electronics, 8 (2019), p. 860.
- [18] H. SHAN AND W. ZHU, *A small traffic sign detection algorithm based on modified ssd*, in IOP Conference Series: Materials Science and Engineering, vol. 646, IOP Publishing, 2019, p. 012006.
- [19] H. SUN, H. XU, B. LIU, D. HE, J. HE, H. ZHANG, AND N. GENG, *Mean-ssd: A novel real-time detector for apple leaf diseases using improved light-weight convolutional neural networks*, Computers and Electronics in Agriculture, 189 (2021), p. 106379.
- [20] Z. WANG, C. SONG, L. ZHANG, Y. ZHAO, P. LIU, AND D. G. DORRELL, *A data-driven method for battery charging capacity abnormality diagnosis in electric vehicle applications*, IEEE Transactions on Transportation Electrification, 8 (2021), pp. 990–999.
- [21] K. YAN, *Chiller fault detection and diagnosis with anomaly detective generative adversarial network*, Building and Environment, 201 (2021), p. 107982.
- [22] Y. YANG, H. WANG, D. JIANG, AND Z. HU, *Surface detection of solid wood defects based on ssd improved with resnet*, Forests, 12 (2021), p. 1419.
- [23] J. YAO, Z. WANG, C. LIU, G. HUANG, Q. YUAN, K. XU, AND W. ZHANG, *Detection method of crushing mouth loose material blockage based on ssd algorithm*, Sustainability, 14 (2022), p. 14386.
- [24] G. YU, H. FAN, H. ZHOU, T. WU, AND H. ZHU, *Vehicle target detection method based on improved ssd model*, Journal of Artificial Intelligence, 2 (2020), p. 125.
- [25] T. YUAN, L. LV, F. ZHANG, J. FU, J. GAO, J. ZHANG, W. LI, C. ZHANG, AND W. ZHANG, *Robust cherry tomatoes detection algorithm in greenhouse scene based on ssd*, Agriculture, 10 (2020), p. 160.
- [26] S. ZHAI, D. SHANG, S. WANG, AND S. DONG, *Df-ssd: An improved ssd object detection algorithm based on densenet and feature fusion*, IEEE access, 8 (2020), pp. 24344–24357.
- [27] C. ZHANG, D. SONG, Y. CHEN, X. FENG, C. LUMEZANU, W. CHENG, J. NI, B. ZONG, H. CHEN, AND N. V. CHAWLA, *A deep neural network for unsupervised anomaly detection and diagnosis in multivariate time series data*, in Proceedings of the AAAI conference on artificial intelligence, vol. 33, 2019, pp. 1409–1416.
- [28] J. ZHANG, Y. XIE, G. PANG, Z. LIAO, J. VERJANS, W. LI, Z. SUN, J. HE, Y. LI, C. SHEN, ET AL., *Viral pneumonia screening on chest x-rays using confidence-aware anomaly detection*, IEEE transactions on medical imaging, 40 (2020), pp. 879–890.
- [29] H. ZHAO, Y. WANG, J. DUAN, C. HUANG, D. CAO, Y. TONG, B. XU, J. BAI, J. TONG, AND Q. ZHANG, *Multivariate time-series anomaly detection via graph attention network*, in 2020 IEEE International Conference on Data Mining (ICDM), IEEE, 2020, pp. 841–850.

Edited by: Sathishkumar V E

Special issue on: Scalability and Sustainability in Distributed Sensor Networks

Received: Aug 26, 2023

Accepted: Oct 29, 2023