



THE APPLICATION OF BIG DATA TECHNOLOGY IN THE ANALYSIS OF COMMERCIAL CIRCULATION DATA IN EMERGING INDUSTRIES

XIAOQIN JIA*, LI ZHANG† AND XIAOQIN JIA‡

Abstract. Inside the generation of rapid technological development, rising industries are increasingly counting on big facts to pressure growth and innovation. This examine explores the transformative effect of huge facts generation on the analysis of commercial circulate statistics in those burgeoning sectors. By way of harnessing numerous and voluminous datasets, organisations inside rising industries can uncover crucial insights, optimise delivery chains, are expecting marketplace developments, and enhance patron reviews. The paper begins by using outlining the unique challenges and possibilities that emerging industries face within the virtual landscape, emphasising the want for strong facts-driven techniques. We delve into the methodologies of large facts analytics, together with data acquisition, garage, processing, and visualization strategies tailor-made for the nuanced requirements of these industries. A crucial examination of case research wherein huge facts has been efficaciously carried out offers realistic insights into its effectiveness and barriers. The examine similarly investigates the role of advanced analytics, system studying, and AI in refining data evaluation techniques, providing a complete view of the way those technologies synergistically make contributions to strategic selection-making. Moral issues, especially regarding records of privateness and safety, are also addressed, acknowledging the responsibilities that accompany the utilization of huge information. The paper concludes by projecting future traits in big statistics programs within rising industries, which includes the capacity for predictive analytics and the integration of IoT gadgets. This research now not only underscores the significance of big statistics in revolutionising business flow however also serves as a guiding framework for industry leaders and stakeholders trying to navigate the complexities of the digital age in rising markets.

Key words: big data technology, commercial data, emerging industries, prediction, machine learning, deep learning

1. Introduction. The time "massive information analytics" refers to the procedure of studying massive quantities of information to find out about multiple industries, in addition to different organizations (banking, e-commerce, insurance, and so forth.) large statistics is the source of this procedure. Adjustments are powerful that result in higher commercial choices, more profitability, and contented clients. Why is large data important? What does the consumer require from the financial institution? Such statistics cannot be provided by way of conventional gear. Big statistics has therefore been developed to offer a technique of managing these facts in order that corporations can accelerate their charge of boom. Massive data also assists in making ready the way for innovative change in a spread of fields, consisting of improvement, advertising records, and different fields. To capture, save, technique, analyze and visualize through conventional database technology [16, 8].

Internet of things is a disruptive era that is usually to be had and effortlessly handy. It connects heterogeneous gadgets with every other via sending and receiving information in one-of-a-kind codecs to attain a common goal [28]. The primary intention of IoT gadgets is to experience facts and interact with the surroundings [4]. Agencies use IoT to accumulate records approximately customers to recognize clients' desires and possibilities, and within the identical time IoT personalizes purchaser's services and products and customizes them to the user's needs and possibilities. Consequently, many groups and industries in numerous fields in our everyday lives undertake IoT because it helps them automate strategies, lessen labor fees, and "boom productivity, keep time, optimize cost, optimize human aid, are expecting protection, and provide a number of comforts to human lifestyles." The IoT also reduces waste of assets by tracking the utilization of these sources, subsequently improving the first-class of merchandise and service transport [2].

It gathers facts on sales, purchases, and costs from various places and periods. Reading this data would possibly usefully resource inside the identity of hot-selling items, regional warm-dealers, seasonal hot-sellers,

*School of Economics and Finance, Zhanjiang University of Science and Technology, Zhanjiang Guangdong, 52400, China

†School of Economics and Finance, Zhanjiang University of Science and Technology, Zhanjian, Guangdong, 524000 China

‡School of Economics and Finance, Zhanjiang University of Science and Technology, Zhanjiang Guangdong, 524000 China (xiaoqinjia@outlook.com)

and speedy-growing client categories, among different matters. It can also assist you think about what matters promote properly collectively, who buys what merchandise, etc. These insights and expertise may be used to create higher advertising programs, product bundles, and shop layouts, contributing to a more worthwhile commercial enterprise [9, 18]. Records mining is the system of figuring out nuggets of facts or choice-making know-how in large amounts of facts and extracting them for use in fields like choice guide, prediction, forecasting, and estimate. The statistics are regularly big, however it's miles of little cost since it can't be used directly; the hidden record within the facts is beneficial [23, 25]. A sample is a design or model that aids in know-how something. Styles resource within the connection of apparently unrelated objects. Patterns can assist cut via the litter and display more easily comprehended tendencies [5]. Styles may be as firm as inflexible medical concepts, consisting of the sun growing in the east ordinary.

This research is primarily driven by the realization of the distinct opportunities and problems these emerging industries face in the digital space. Among them is the requirement for complicated data-driven methods to manage the challenges of gathering, storing, analyzing, and displaying enormous amounts of data. Furthermore, the study provides a nuanced perspective on how advanced analytics, machine learning, and artificial intelligence might collaborate to support strategic decision-making by recognizing the significance of these technologies in improving data analysis methods [22, 7].

The main contribution of the proposed method is given below is:

1. CNNs are reasonably effective for photograph analysis tasks, making them appropriate for rising industries like e-trade, fashion, and production in which visual information plays a essential function.
2. They could examine product snap shots, discover defects in manufacturing, and categorize visual information efficaciously. With the aid of studying images of products and client preferences, CNNs can offer better product recommendations.
3. This contributes to improved income and customer pleasure in rising e-commerce groups. CNNs can pick out visual trends in rising industries by using studying images and motion pictures shared on social media and e-trade platforms.
4. CNNs enable the customization and personalization of products and services primarily based on customer preferences. For example, inside the style enterprise, CNNs can examine apparel possibilities to propose personalized fashion objects.

The remainder of our research paper is composed as follows: The corresponding research on different commercial data categorization techniques and deep learning techniques is covered in Section 2. The suggested work's fundamental working technique and algorithmic procedure are illustrated in Section 3. The outcomes and application of the suggested approach are assessed in Section 4. The job is concluded, and the outcome evaluation is covered in Section 5.

2. Related Works. In the context of e-commerce, big records analytics is supporting companies in producing actionable insights for higher selection-making, gaining aggressive benefit, and improving performance, products, and operational procedures. BDA can create value for e-agencies by imparting actionable commercial enterprise insights and imparting way of life blessings to customers [24, 19]. BDA can advantage e-corporations in many ways, inclusive of supporting dynamic pricing, anticipating customer service wishes, pushing new information-pushed business models, making sure personalized customer reports, improving commercial enterprise performance, and supplying smart inventory control. Even though large records have helped the e-commerce industry from numerous perspectives, there stay a limitless [17].

Wide variety of opportunities to explore. For example, actual-time massive facts analytics (RTBDA) can result in stepped forward income and better profits with the aid of identifying and solving issues on the time of buy in preference to post-buy [27]. Many companies have already used big records for actual-time evaluation; however, numerous agencies are yet to be confident approximately the initiation process because of a lack of expertise. Accordingly, there is a want for similar research so that you can understand the issues bearing on BDA adoption in e-commerce holistically [26]. Presently, a huge quantity of studies is underway, addressing the use of large facts in numerous fields, inclusive of healthcare, schooling, manufacturing, and supply [12].

Each time the consumer's name or account variety is supplied, the device analyses all the contemporary information and best offers. Statistics are important, which simplifies the procedure. Banks can consolidate their operations as a result, saving money and time [13]. The inability to assess massive quantities of data and

the superiority of story driven biases in the interpretation of consequences are the two fundamental troubles in conventional strategies and in people in standard. Modern context collection clustering techniques offer the risk to simultaneously examine patron spending over time on a vast and certain degree to pick out how customers need to be labeled [14]. Furthermore, because of traditional financial establishments inconsistencies in policy layout, technical competencies, each internal and external strategic planning, the performance, and effectiveness of economic useful resource distribution, especially credit resource utilization, ought to indeed satisfy the requirements of vast monetary advancement and advanced monetary machine structure [20].

Artificial intelligence is known as synthetic intelligence (AI). Synthetic intelligence (AI) is a technique for simulating the human mind the use of a collection of algorithms to create a brand-new laptop that could accomplish comparable obligations to humans even as additionally acting parallel computing [21]. Gadget gaining knowledge of is a subfield of artificial intelligence that paves the way to developing smart computers. Deep learning is a subtype of gadget studying that makes use of set up version architectures to represent records abstraction. Deep mastering simulates the human brain's records-processing features, creating patterns, decreasing them if feasible, and generating correct results [15]. The methodologies of AI, packages, hardware, and software program assets employed, and some of the studies problems are all described in this have a look at. ML is a type of recent synthetic Intelligence (AI) generation that has been utilized by a growing sort of disciplines to automate complex decision-making and trouble-fixing procedures during the last several years. ML refers to a collection of strategies that purpose to educate machines a way to solve problems through exposing them to ancient examples [11].

Therefore, this observes objectives to discover the capacity drivers of BDA practices and broaden a sustainability evaluation model the usage of an included technique based on partial least square primarily based structural equation modelling (PLS-SEM) and fuzzy analytical hierarchical technique (FAHP) strategies [1]. A demonstration for the utility of the version in a real case study of an e-commerce company is provided to offer practitioners an outline of BDA practices and their associated importance in evaluating sustainability. The look at offers precious insights for e-commerce firms, as triple bottom line sustainability studies are still insignificant in rising economies [3]. While modern research has predominantly assessed the challenges, threat and permitting factors associated with BDA and measures it'shad an impact on on diverse overall performance, research exploring relationships between drivers of BDA and sustainability is nascent. Considering the BDA as an unexploited possibility for e-trade corporations, the look at brings to light BDA drivers that influence sustainability performance [6, 10]. The look at empirically explores and validates the capacity drivers of BDA in the deliver chain and proposes a sustainability evaluation model to assess drivers of BDA for sustainability development, thereby imparting several theoretical and managerial implications [29].

One important problem that has been brought up is the ethical obligation that comes with using big data, especially when it comes to security and privacy concerns. As industries implement increasingly sophisticated and integrated data analytics processes, this risk becomes increasingly pressing. Through the analysis of case studies showcasing prosperous big data applications and the resolution of possible ethical quandaries, the study offers useful perspectives on the efficiency, constraints, and ethical implications of big data analytics in developing sectors. It also looks at emerging trends, like predictive analytics and the incorporation of Internet of Things (IoT) devices, providing an outlook on how big data will change in the future. In addition to providing a study of current practices, this research acts as a guide through the complexities of using big data for industry leaders and stakeholders.

3. Proposed Methodology. To border a proposed technique for using huge records generation in studying business move information in emerging industries using deep mastering techniques, it's crucial to integrate various additives of records acquisition, processing, and analysis in a scientific way. To investigate business movement information in rising industries to identify patterns, traits, and capacity regions for innovation and increase. Predict market developments, optimize supply chain operations, identify patron choices, and forecast call for. Accumulate records from a range of assets like social media, enterprise databases, transaction records, marketplace reports, and IoT devices. Use ETL (Extract, rework, Load) approaches to integrate facts from various assets right into a unified records warehouse. Initially, the data is collected and then the collected data is pre-processed. Finally, the deep learning method CNN is used for training the data. In figure 3.1 shows the architecture of proposed method.

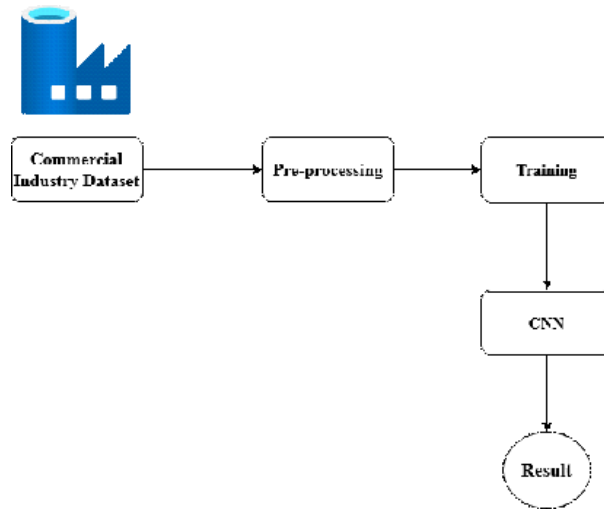


Fig. 3.1: Architecture of Proposed Method

3.1. Data Collection and Pre-processing. The dataset is collected from open-source platform Kaggle. Preprocessing industrial records in rising industries is a crucial step to make certain the first-class and reliability of the statistics before it's far used for evaluation, especially in the context of massive facts and deep gaining knowledge of applications. Become aware of and pick out relevant information resources consisting of transaction records, consumer comments, social media, sensor records, and market tendencies. Identify and manipulate missing statistics through techniques like imputation or removal of incomplete facts. Accurate mistakes in records, along with typos or mislabeling, that could skew consequences. Perceive and cast-off reproduction records to save facts redundancy. Combine data from numerous resources right into a coherent dataset. This may contain aligning information codecs, synchronizing timestamps, and resolving information conflicts. Standardize facts to make sure consistency, specially while integrating statistics from extraordinary systems or systems. Convert records into a layout suitable for analysis. This will consist of converting date codecs, categorizing continuous variables, or encoding express statistics. Expand new capabilities from the present facts that may better represent the underlying patterns relevant on your evaluation or predictive modeling.

3.2. Training the data using CNN. Using Convolutional Neural Networks (CNNs) to investigate industrial facts in rising industries is a contemporary technique, specifically when handling image records or complicated styles in high-dimensional spaces. Use CNNs to extract significant insights from business facts in rising industries, focusing on regions like product popularity, consumer behavior analysis, and market trends prediction. Accumulate diverse statistical sets relevant to the enterprise, including product photos, customer interplay motion pictures, and complex patterned records like sales warmth maps. Consciousness on photograph information or different types of high-dimensional information wherein CNNs excel. Pick out a suitable CNN structure like AlexNet, VGGNet, or a custom layout based totally on the complexity of the challenge. Configure layers (convolutional layers, pooling layers, completely linked layers) according to the precise requirements of the data and evaluation targets. Hire the model for forecasting destiny traits or classifying new facts factors.

A Convolutional Neural community (CNN) is a deep learning neural community architecture especially designed for processing and analyzing visible statistics, such as photos and films. CNNs are extensively used in laptop imaginative and prescient obligations and have revolutionized photo popularity and evaluation.

1. *Convolutional Layers:* CNNs use convolutional layers to experiment and examine small quantities of a photograph at a time, typically using small filters (kernels). Those filters slide throughout the enter photograph, shooting patterns and functions like edges, textures, and shapes.
2. *Pooling Layers:* After convolution, pooling layers are used to lessen the spatial dimensions of the function maps at the same time as preserving the maximum vital statistics. Max pooling is a common

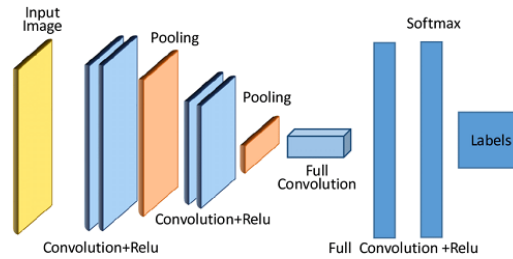


Fig. 3.2: Structure of CNN

technique where best the maximum price in a small area is retained.

3. *Fully connected Layers*: these layers are traditional neural network layers wherein neurons are related to all neurons in the preceding layer. They combine the features learned from convolution and pooling layers to make very last predictions or classifications.
4. *Activation capabilities*: CNNs regularly use activation functions like ReLU (Rectified Linear Unit) to introduce non-linearity and permit the community to research complex styles.
5. *Training*: CNNs are skilled in using categorized facts (supervised studying). They learn how to apprehend patterns with the aid of adjusting the weights of the filters and layers through a manner known as backpropagation, minimizing the prediction error.
6. *Deep architecture*: CNNs can be deep with a couple of convolutional and pooling layers, letting them research hierarchical functions, from simple edges to complex objects.

CNNs are specialized neural networks designed for efficient and effective photo analysis, making them an essential generation in laptop imaginative and prescient and image processing. In figure 3.2 shows the design of CNN.

AlexNet is composed of eight layers: three completely connected levels come after the first five convolutional layers, some of which are followed by max-pooling layers. Image sizes of 227x227x3 (height x width x channels) are supported by the input layer. The Rectified Linear Unit (ReLU), which took the role of the more conventional tanh or sigmoid as the activation function, is one of the main characteristics of AlexNet. ReLU's non-saturating activation aids in the stochastic gradient descent's faster convergence when compared to sigmoid/tanh functions.

Overlapping pooling, which AlexNet pioneered, aids in both preventing overfitting and shrinking the size of the network. This was a departure from the conventional non-overlapping pooling techniques.

The main benefit of VGGNet's architecture, which used 3x3 convolutional filters of constant size across the network, was its simplicity. Because of its consistency, the architecture is simpler and easier to grow and alter. Using VGG-16 and VGG-19 configurations, VGGNet showed that network depth is essential to attaining good performance. The network can learn more intricate features at different scales because of the extra layers. Using three completely connected layers at the end of the network, VGGNet is comparable to AlexNet, except that each layer has more units. However, this results in a large rise in the number of parameters, particularly in the completely connected layers. Before implementing a max-pooling layer, VGGNet stacks many convolutional layers, enabling the network to learn more complicated features at a given. CNNs are specialized neural networks designed for efficient and effective photo analysis, making them an essential generation in laptop imaginative and prescient and image processing.

4. Result Analysis. The proposed methodology for the application of big data technology in the analysis of commercial circulation data in emerging industries using CNN method. The dataset used in this work is taken from Kaggle. It has various elements about industries and the data are collected through sensors and stored in big data applications. The proposed methodology for analysis the commercial data is evaluated by using parameters such as accuracy, precision and recall.

To obtain accuracy in reading commercial facts in emerging industries using Convolutional Neural Networks (CNNs), it is important to comply with a scientific technique that involves data instruction, version design,

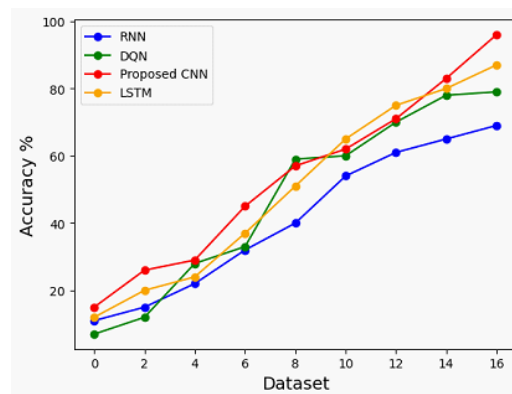


Fig. 4.1: Accuracy

training, and assessment. Observe information augmentation techniques to increase the scale of the education dataset. This helps the model generalize better. Common augmentations for images encompass rotation, flipping, cropping, and shade modifications. Initialize the CNN version with suitable weights (e.G., random, or pre-educated weights). Use the precise loss function depending to your assignment (e.G., specific move-entropy for classification). Pick out an optimizer (e.G., Adam, SGD) and set the suitable learning price. Educate the model at the training information for enough epochs while tracking the validation accuracy. Test with hyperparameters such as learning fee, batch size, and dropout costs to locate the excellent combination in your dataset. Make use of techniques like mastering charge schedules to dynamically regulate the mastering price throughout accuracy. In figure 4.1 shows the evaluation of accuracy.

Precision and consider are essential metrics for comparing the overall performance of a classification model, inclusive of when using Convolutional Neural Networks (CNNs) to analyze business statistics in rising industries. Train a CNN model on your industrial records the use of appropriate strategies for records preprocessing, characteristic extraction, and class. The version should be designed to predict specific events or consequences applicable for your analysis. Practice the skilled CNN version to categorise facts points into positive and bad instructions based on the features extracted from the industrial facts. Precision is the ratio of true positives to the full quantity of superb predictions (both actual positives and fake positives). It measures the accuracy of advantageous predictions. Bear in mind is the ratio of actual positives to the full range of real positives (proper positives and false negatives). It measures the version's capability to become aware of all wonderful instances. Examine the precision and remember of your CNN version the usage of move-validation or a holdout dataset to make sure robustness and generalizability. In figure 4.2 and 4.3 shows the result of precision and recall.

5. Conclusion. Growing industries in the era of rapid technological advancement are depending more and more on big data to drive innovation and growth. This study investigates how the creation of massive amounts of data has revolutionized the way commercial transaction statistics are analyzed in those rapidly developing industries. Organizations in developing sectors can gain critical insights, optimize supply chains, anticipate market trends, and improve customer ratings by utilizing multiple and large datasets. The first section of the article outlines the difficulties and opportunities that developing industries have in the virtual environment, highlighting the need for effective, fact-driven strategies. We explore large-scale data analytics techniques, including tactics for data collection, storage, processing, and visualization that are specifically designed to meet the complex needs of these sectors. The analysis also investigates how AI, system research, and advanced analytics may be used to improve data assessment methods, giving a comprehensive picture of how these technologies work together to support strategic decision-making. Ethical concerns, particularly those pertaining to privacy and security records, are also discussed, recognizing the obligations that come with using such vast amounts of data. The paper's conclusion makes predictions about the future of big data initiatives in emerging industries, including the incorporation of IoT devices and the ability to perform predictive analytics.

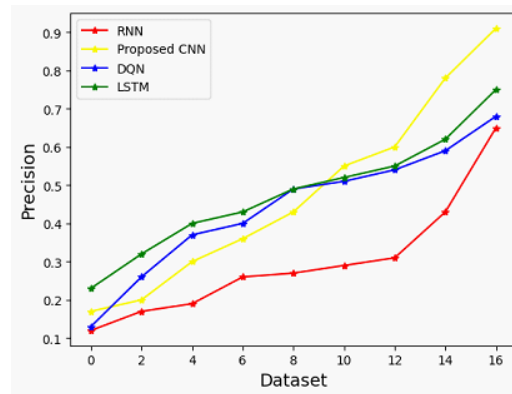


Fig. 4.2: Precision

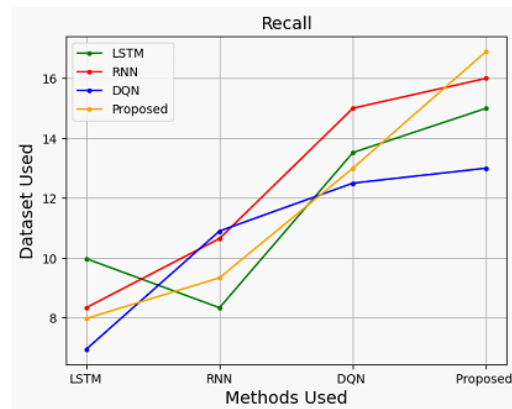


Fig. 4.3: Recall

In addition to highlighting the importance of big data in transforming corporate processes, our research now provides an outline for industry leaders and stakeholders attempting to negotiate the challenges of the digital era in developing economies.

REFERENCES

- [1] S. H. ALSAMHI, O. MA, AND M. S. ANSARI, *Survey on artificial intelligence based techniques for emerging robotic communication*, Telecommunication Systems, 72 (2019), pp. 483–503.
- [2] M. ANDRONIE, G. LĂZĂROIU, M. IATAGAN, I. HURLOIU, R. ȘTEFĂNESCU, A. DIJMĂRESCU, AND I. DIJMĂRESCU, *Big data management algorithms, deep learning-based object detection technologies, and geospatial simulation and sensor fusion tools in the internet of robotic things*, ISPRS International Journal of Geo-Information, 12 (2023), p. 35.
- [3] S. BECKETT ET AL., *Machine and deep learning technologies, location tracking and obstacle avoidance algorithms, and cognitive wireless sensor networks in intelligent transportation planning and engineering*, Contemporary Readings in Law and Social Justice, 14 (2022), pp. 41–56.
- [4] J. P. BHARADIYA, *A comparative study of business intelligence and artificial intelligence with big data analytics*, American Journal of Artificial Intelligence, 7 (2023), p. 24.
- [5] F. CARO AND R. SADR, *The internet of things (iot) in retail: Bridging supply and demand*, Business Horizons, 62 (2019), pp. 47–54.
- [6] M. DACHYAR, T. Y. M. ZAGLOEL, AND L. R. SARAGIH, *Knowledge growth and development: internet of things (iot) research, 2006–2018*, Heliyon, 5 (2019).
- [7] S. EASWARAMOORTHY, U. MOORTHY, C. A. KUMAR, S. B. BHUSHAN, AND V. SADAGOPAN, *Content based image retrieval*

- with enhanced privacy in cloud using apache spark*, in Data Science Analytics and Applications: First International Conference, DaSAA 2017, Chennai, India, January 4-6, 2017, Revised Selected Papers 1, Springer, 2018, pp. 114–128.
- [8] H. GANGWAR, R. MISHRA, AND S. KAMBLE, *Adoption of big data analytics practices for sustainability development in the e-commerce supply chain: a mixed-method study*, International Journal of Quality & Reliability Management, 40 (2023), pp. 965–989.
- [9] N. HASHIM, N. NORDDIN, F. IDRIS, S. YUSOFF, AND M. ZAHARI, *Iot blood pressure monitoring system*, Indonesian Journal of Electrical Engineering and Computer Science, 19 (2020), pp. 1384–1390.
- [10] A. KLJUČNIKOV, M. CIVELEK, I. VOZŇÁKOVÁ, AND V. KRAJČÍK, *Can discounts expand local and digital currency awareness of individuals depending on their characteristics?*, Oeconomia Copernicana, 11 (2020), pp. 239–266.
- [11] L. MICHALKOVA, V. MACHOVA, AND D. CARTER, *Digital twin-based product development and manufacturing processes in virtual space: data visualization tools and techniques, cloud computing technologies, and cyber-physical production systems*, Economics, Management and Financial Markets, 17 (2022), pp. 37–51.
- [12] N. MUNGOLI, *Adaptive ensemble learning: Boosting model performance through intelligent feature fusion in deep neural networks*, arXiv preprint arXiv:2304.02653, (2023).
- [13] ———, *Adaptive feature fusion: Enhancing generalization in deep learning models*, arXiv preprint arXiv:2304.03290, (2023).
- [14] ———, *Deciphering the blockchain: A comprehensive analysis of bitcoin's evolution, adoption, and future implications*, arXiv preprint arXiv:2304.02655, (2023).
- [15] ———, *Scalable, distributed ai frameworks: Leveraging cloud computing for enhanced deep learning performance and efficiency*, arXiv preprint arXiv:2304.13738, (2023).
- [16] K. A. NAGATY, *Iot commercial and industrial applications and ai-powered iot*, in Frontiers of Quality Electronic Design (QED) AI, IoT and Hardware Security, Springer, 2023, pp. 465–500.
- [17] J. NATIVIDAD AND T. PALAOAG, *Iot based model for monitoring and controlling water distribution*, in IOP Conference Series: Materials Science and Engineering, vol. 482, IOP Publishing, 2019, p. 012045.
- [18] B. D. NELSON, S. S. KARIPOTT, Y. WANG, AND K. G. ONG, *Wireless technologies for implantable devices*, Sensors, 20 (2020), p. 4604.
- [19] A. RAGHUVANSHI AND U. K. SINGH, *Withdrawn: Internet of things for smart cities-security issues and challenges*, 2020.
- [20] D. SAHIJA, *Critical review of machine learning integration with augmented reality for discrete manufacturing*, Independent Researcher and Enterprise Solution Manager in Leading Digital Transformation Agency, Plano, USA, (2021).
- [21] D. SAHIJA, *User adoption of augmented reality and mixed reality technology in manufacturing industry*, Int J Innov Res Multidisciplinary Field Issue, 27 (2021), pp. 128–139.
- [22] V. SATHISHKUMAR, M. LEE, J. LIM, Y. KIM, C. SHIN, J. PARK, AND Y. CHO, *An energy consumption prediction model for smart factory using data mining algorithms*, KIPS Transactions on Software and Data Engineering, 9 (2020), pp. 153–160.
- [23] V. SATHISHKUMAR, J. PARK, AND Y. CHO, *Using data mining techniques for bike sharing demand prediction in metropolitan city*, Computer Communications, 153 (2020), pp. 353–366.
- [24] A. S. SYED, D. SIERRA-SOSA, A. KUMAR, AND A. ELMAGHRABY, *Iot in smart cities: A survey of technologies, practices and challenges*, Smart Cities, 4 (2021), pp. 429–475.
- [25] S. VE AND Y. CHO, *Season wise bike sharing demand analysis using random forest algorithm*, Computational Intelligence, 40 (2024), p. e12287.
- [26] S. S. VELLELA, R. BALAMANIGANDAN, S. P. PRAVEEN, ET AL., *Strategic survey on security and privacy methods of cloud computing environment*, Journal of Next Generation Technology, 2 (2022).
- [27] S. S. VELLELA AND A. M. KRISHNA, *On board artificial intelligence with service aggregation for edge computing in industrial applications*, Journal of Critical Reviews, 7 (2020).
- [28] M. VENKATESWARARAO, S. VELLELA, V. REDDY, N. VULLAM, K. B. SK, AND D. ROJA, *Credit investigation and comprehensive risk management system based big data analytics in commercial banking*, in 2023 9th International Conference on Advanced Computing and Communication Systems (ICACCS), vol. 1, IEEE, 2023, pp. 2387–2391.
- [29] K. YANG, Y. SHI, Y. ZHOU, Z. YANG, L. FU, AND W. CHEN, *Federated machine learning for intelligent iot via reconfigurable intelligent surface*, IEEE network, 34 (2020), pp. 16–22.

Edited by: Sathishkumar V E

Special issue on: Deep Adaptive Robotic Vision and Machine Intelligence for Next-Generation Automation

Received: Feb 9, 2024

Accepted: Apr 5, 2024