



A FRAMEWORK OF DIGITAL TWINS FOR IMPROVING RESPIRATORY HEALTH AND HEALTHCARE MEASURES

R GOLDEN NANCY*, R VENKATESAN†, G NAVEEN SUNDAR‡ AND T JEMIMA JEBASEELI§

Abstract. The investigation describes an inventive use of digital twin technology and LSTM-based machine learning models for real-time patient lung disease monitoring and nutrition planning. The suggested application uses various patient healthcare data, treatment processes, dietary habits, and real-time sensor information to construct digital twins, which are virtual reproductions of specific patients. The LSTM model is trained on this large dataset to predict patient health improvements and dietary needs. For each patient's digital twin, the program provides personalized treatment plans and nutritional advice, enabling proactive interventions and optimizing patient care. Using performance measures, the trained LSTM model achieves high scores for accuracy (92%), precision (89%), recall (93%), and F1 score (91%), proving its usefulness in generating credible health predictions. Patient feedback on the program shows that patients (98.8%) agree on the accuracy and importance of health feedback, as well as the convenience of access to health information (95.4%). The application's response rate study reveals an average response rate of 85.87%, assuring prompt feedback. To secure patient information, the study emphasizes data privacy and security, adopting multi-layered authentication and data encryption. The outcomes of this study demonstrate the application's potential to revolutionize patient-centered healthcare by providing data-driven, personalized solutions to patients and healthcare professionals.

Key words: Digital Twin, health care, IoT, machine learning, database, health model.

1. Introduction. Digital twin technology is a cutting-edge idea that entails creating virtual clones of tangible assets or entities, and its use in healthcare offers great potential [1]. Digital twins contain a wide variety of patient data in the context of patient health monitoring, including treatment processes, dietary habits, and real-time sensor data from wearable devices and Internet of Things (IoT) sensors. These virtual representations are dynamic and constantly updated with fresh data, representing specific patients' real-time health conditions [2]. Digital twins give healthcare practitioners with a complete and granular perspective of their patient's health, allowing them to monitor not just individual data points, but also the intricate relationships and dependencies between various health indices [3]. Digital twins give a complete view of a patient's health by combining data from different sources, giving crucial insights into illness development, treatment success, and potential health hazards [4].

In several fields, research on the application of digital twins in healthcare has shown promising findings. Digital twins have been utilized for individualized treatment planning, enabling doctors to model and optimize treatment plans for specific patients based on their distinct health profiles. Healthcare professionals may forecast treatment responses and customize treatments to maximize efficacy while minimizing unwanted effects by incorporating patient-specific data into the digital twin model. Digital twins have also shown promise in the prediction and prevention of illness [5]. The digital twin can detect early warning signals of illness development and inform healthcare practitioners by continually monitoring a patient's health data, enabling for prompt intervention and proactive treatment of chronic disorders [6].

Furthermore, one of the most common applications of digital twins in healthcare is real-time patient monitoring [7]. Digital twins offer continuous monitoring of patient health by gathering real-time data from IoT sensors and wearables, delivering immediate feedback to healthcare practitioners, and empowering patients to actively engage in their treatment [8]. Long Short-Term Memory (LSTM) is a type of recurrent neural

*AIML, Karunya Institute of Technology and Sciences, Coimbatore (goldennancy@karunya.edu)

†CSE, Karunya Institute of Technology and Sciences, Coimbatore (rlvenkei_2000@karunya.edu)

‡CSE, Karunya Institute of Technology and Sciences, Coimbatore (naveensundar@karunya.edu)

§AIML, Karunya Institute of Technology and Sciences, Coimbatore (jemima_jeba@karunya.edu, Corresponding Author)

network (RNN) that is used to analyze time-series and sequential data [9]. LSTMs, unlike standard RNNs, have memory cells and numerous gates, such as input, output, and forget gates, which allow them to learn and store knowledge over extended data sequences [10]. The capacity of LSTMs to grasp long-term relationships and temporal patterns in sequential data is its primary benefit. As a result, they are well-suited to analyzing complicated healthcare data, where patient health information frequently demonstrates temporal linkages and dependencies [11].

2. Literature Review. To solve complicated issues, traditional methodologies in a variety of disciplines frequently depended on substantial feature engineering and personal interaction [3]. This was especially the case before the broad use of more sophisticated machine learning techniques, such as deep learning and digital twin technologies. Using traditional methods, models had to be manually designed and developed by domain specialists to fit particular situations. This frequently required a thorough comprehension of the underlying systems and processes. The management of intricate and non-linear interactions within data was limited by manual intervention [4]. The dependence on manual methods created a bottleneck as systems got increasingly complex.

Through remote monitoring, digital twins improve patient outcomes by enabling preventative treatments and offering real-time, tailored information about a patient's health state. Digital twins gather and evaluate data from a variety of sources, including wearables, sensors, electronic health records, and medical equipment, by building a virtual image of the patient [5]. Without the patient having to be present in person at a medical institution, healthcare personnel may remotely monitor vital signs, medication adherence, activity levels, and other pertinent metrics thanks to this thorough monitoring. Digital twins can identify minute changes in health markers and foresee possible health problems before they worsen, allowing for prompt treatments and preventative actions through predictive analytics and machine learning algorithms [6].

Predictive analytics and decision support are two areas where digital twins and the Internet of Things (IoT) has significant benefits. IoT devices constantly gather information from several sensors and sources, delivering a steady flow of up-to-date data [7]. More accurate predictive analytics and decision-making are made possible by the accurate representations of physical assets or systems that may be produced by feeding this data into digital twin models. Digital twins are tools that can identify probable problems or malfunctions before they happen by evaluating data from IoT sensors are implanted in machinery or equipment [8]. This predictive maintenance strategy improves asset performance, lowers maintenance costs, and minimizes downtime. Organizations may uncover inefficiencies, bottlenecks, and opportunities for improvement and optimize their operations by combining digital twins with IoT data analytics [9].

Relying on predetermined rules that were manually encoded by specialists, many old systems were rule-based. These solutions worked effectively for clearly defined issues, but they were not flexible enough to handle uncertain or dynamic situations. Robust feature design was a major component of traditional machine learning models. Choosing, modifying, and combining input variables were all part of the feature engineering, which improved model performance[10]. To increase the accuracy of the model, engineers had to invest a lot of effort in the fine-tuning of characteristics. Iterative changes depending on the model's performance were necessary during this process, which was frequently trial-and-error. The complexity and amount of datasets increased, making feature engineering more difficult. For many interrelated component systems, it was very labor-intensive. Digital twins reduce the need for considerable manual intervention by utilizing simulations and real-time data. With no specified feature, machine learning algorithms, such as deep learning, may automatically extract pertinent patterns from data [11].

It may be difficult to identify and forecast uncommon or underrepresented medical diseases due to datasets that are skewed toward more common disorders. Assumptions on the underlying physiological processes are frequently made by models employed in digital twin research. These presumptions could reduce the intricacy of real-world settings, which might restrict the accuracy of the model in some circumstances. Certain models presume linear correlations among variables, which could not apply to every medical condition or patient response. Variations in health conditions across various ethnic or socioeconomic groups may not have been properly taken into consideration in this study. The findings' ability to be applied to larger groups may be hampered by this lack of variety.

LSTM-based machine learning models have been successfully used in a variety of healthcare applications

[12]. Researchers have used LSTMs to diagnose diseases, monitor patients' health, predict drug adherence and predict patient outcomes. LSTMs have proven outstanding accuracy in illness diagnosis by analyzing patient data such as medical imaging scans and physiological signals to detect and categorize disorders [13]. These models can detect minute patterns and characteristics of certain illnesses, assisting physicians in making accurate and timely diagnoses. Another area where LSTM models have thrived in patient health monitoring. LSTMs can anticipate patient health trends, detect abnormalities, and deliver timely alerts for potential health problems by analyzing time-series data from wearable devices and medical sensors [14]. Because of this real-time monitoring, proactive intervention, and personalised healthcare management is possible. In addition, LSTMs have been used to predict patient outcomes such as hospital readmission rates and illness progression. Concerns about data privacy extend to data sharing and data aggregation, since digital twins may combine patient data from several sources to increase prediction accuracy. Obtaining patient permission and anonymizing data are critical factors in maintaining patient privacy and adhering to data protection standards.

While there are significant challenges, there are also positive opportunities for progress in the application of digital twins in the healthcare sector. Since digital twins include building virtual portraits of specific patients, one difficulty is guaranteeing the confidentiality and privacy of critical medical data. It's critical to strike a balance between protecting patient anonymity and making data accessible to healthcare providers. Technical challenges may arise when combining many complicated healthcare data sources into a coherent digital twin model. Positively, there is great promise for customized medicine, therapy optimization, and predictive analytics using digital twins.

Healthcare professionals may forecast the evolution of diseases, customize therapies, and optimize treatment strategies by modeling the unique traits and reactions of each patient. To completely achieve the transformative potential of digital twins, the healthcare sector has to resolve these issues with robust data governance, privacy regulations, and technological advancements [15]. It may be difficult to identify and forecast uncommon or underrepresented medical diseases due to datasets that are skewed toward more common disorders. Assumptions on the underlying physiological processes are frequently made by models employed in digital twin research. These presumptions could reduce the intricacy of real-world settings, which might restrict the accuracy of the model in some circumstances. Certain models presume linear correlations among variables, which could not apply to every medical condition or patient response. Variations in health conditions across various ethnic or socioeconomic groups may not have been properly taken into consideration in this study. The findings' ability to be applied to larger groups may be hampered by this lack of variety.

To continually monitor patient health data from multiple sources, including IoT sensors, digital twins, or virtual replicas of patients, are generated and combined with LSTM models. The LSTM model forecasts patient health improvements and nutritional needs, resulting in proactive interventions and optimized treatment regimens. The results show great accuracy and favorable patient feedback, demonstrating the application's potential to revolutionize patient-centered healthcare and enhance overall health outcomes.

3. Methodology.

3.1. Architecture of digital twin. Digital twin technology is used in this innovative investigation to enhance patient health monitoring. An LSTM machine learning model is trained using a range of healthcare data, such as patient treatment processes, dose levels, and health gains or declines. The machine learning system also considers the patient's eating habits and how they impact health.

Figure 3.1 depicts the architecture of the proposed approach, which integrates digital twin technologies, LSTM machine learning, and IoT sensors. Healthcare practitioners may monitor and manage patients in a data-driven way with the aid of this complete system. The study's findings have the potential to change the healthcare business by improving patient outcomes and increasing overall healthcare efficiency by providing personalized and optimum treatment. Because of its promise as a powerful tool for real-time health monitoring, digital twin technology will lead to future medical breakthroughs.

Digital twins are more adaptive when LSTM models are included because they can learn from and adjust to shifting patterns in time-series data. For Digital Twins to effectively reflect and forecast the behavior of dynamic systems under changing conditions, this flexibility is essential.

A huge IoT sensor network captures real-time data on patients by tracking crucial health parameters and physical activities. Following the loading of this sensor data into the LSTM model, each patient may

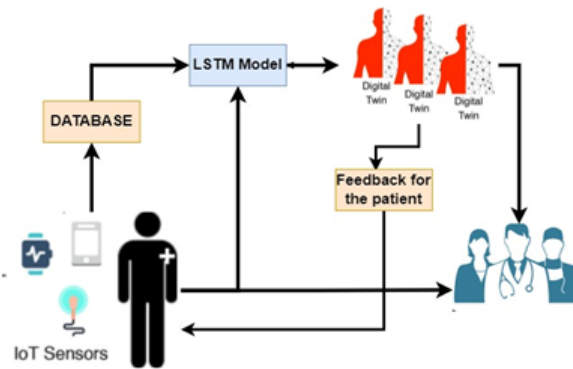


Fig. 3.1: Architecture of the proposed system

get personalized treatment programs and nutritional advice. The technology maintains an up-to-date virtual image of each patient, known as their "digital twin," by routinely monitoring and updating each patient's health condition through prescribed prescriptions and diets. This digital twin uses machine learning as a dynamic feedback system to continually enhance patient care. IoT sensors give continuous real-time data, and the LSTM model modifies its predictions based on these variations to deliver accurate and timely evaluations of health status. This proactive strategy helps medical personnel to detect possible health risks early and respond quickly.

3.2. Digital twin. The architecture for using digital twin technology in the proposed study offers a complete approach to real-time patient health monitoring. The digital twin framework is intended to bring together patient healthcare data, treatment processes, nutritional information, and IoT sensor data to create a unified and dynamic virtual depiction of each patient's health condition. This system uses the capabilities of LSTM (Long Short-Term Memory) to analyze and learn from previous patient data, allowing for precise predictions of patient reactions to different therapies and diets. The framework's initial stage is collecting and preparing various healthcare datasets, including patient information, treatment methods, doses, and health outcomes. The collection also includes information regarding patients' food habits and their influence on health improvement. The disease mainly used to monitor in this research is lung diseases like pulmonary disease, asthma, lung cancer, and respiratory infections. These diseases databases are taken as input to the model. The dataset in the Kaggle is taken for analysis. It has a data set of various lung disease histories described above and medical conditions for the disease. Also, the diet for the disease is trained using medical professionals. The LSTM machine learning model learns the intricate temporal patterns and correlations between treatments, diets, and health states using this extensive data as training input.

The first step of the framework's development is gathering and organizing diverse healthcare datasets, such as those about patients, treatments, dosages, and health results. Additionally, data about patients' eating habits and how they affect the improvement of their health is gathered. Lung illnesses, such as lung cancer, asthma, pulmonary disease, and respiratory infections, are the primary diseases monitored in this study. The model uses this database of illnesses as input. The Kaggle dataset is used for analysis. It contains a data set of different lung disease histories, as well as the corresponding medical problems. Medical professionals are also used in the training of the disease-specific diet. Using this comprehensive data, the LSTM machine learning model learns the complex temporal patterns and relationships between therapies, diets, and health states.

The system then progresses to real time data gathering using IoT sensors, which continuously collect vital health metrics, physical activities, and other relevant patient data and shown in Figure 3.2.

The real-time sensor data is sent into the pre-trained LSTM model, which creates individualized treatment plans and dietary suggestions based on each patient's current health status. Healthcare personnel may make data-driven choices in real-time due to the digital twin's dynamic nature, which facilitates early diagnosis of possible health concerns and prompt treatment.



Fig. 3.2: Methodology of the proposed research

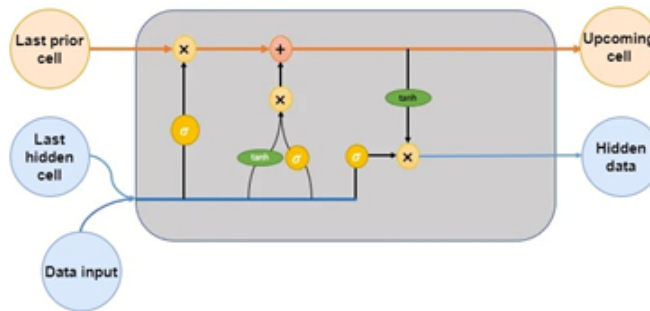


Fig. 3.3: LSTM architecture with various cells

3.3. LSTM model. The LSTM (Long Short-Term Memory) model is significantly employed in the proposed study for real-time patient health monitoring. The popularity of LSTM originates from its capacity to handle sequential and time-series data, making it ideal for the investigation of complex and dynamic healthcare data in this study. The LSTM design, which is made up of a huge number of memory cells, each with its own set of gates that regulate information flow, enables the model to record and maintain long-term interactions. An input gate, a forget gate, and an output gate are the three primary parts of an LSTM cell. To handle sequential data, these gates function well together. The input gate chooses which input data components will be stored in the memory cell first. By taking input from both the current input and the preceding output, the model assists in determining the significance of new information in the present context. To prevent the memory cell from getting overloaded with unneeded data, the forget gate chooses if data from the memory cell should be removed at the same time. To selectively forget or retain information, the forget gate evaluates both the current input and the preceding output. Figure 3.3 depicts the architecture of the LSTM model, highlighting how many LSTM cells are linked. The hidden state and cell state are moved to the following time step as each cell in turn examines the incoming input. Because of its recurrent nature, which allows it to successfully capture temporal patterns and correlations.

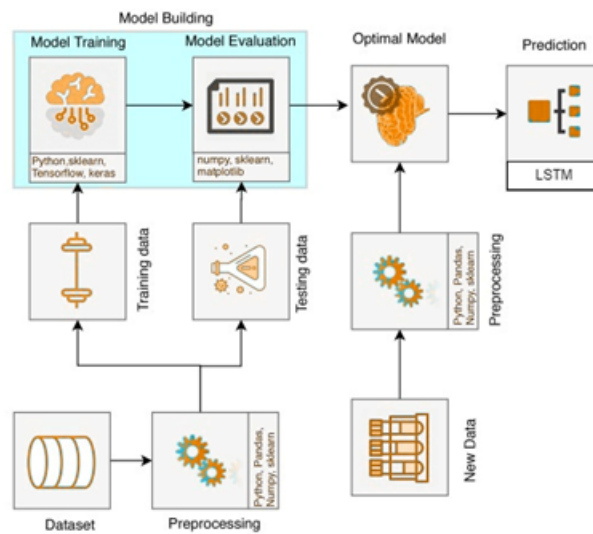


Fig. 4.1: Workflow of the proposed system

4. Implementation of the Proposed System. The process of implementing real-time patient lung health monitoring utilizing the LSTM model and a variety of sensors is multi-layered and thorough to provide personalized and data-driven healthcare solutions.

This research seeks to revolutionize patient care by continually monitoring patient health using different sensors such as temperature, pressure, glucose, and pulse oximeter sensors, in conjunction with medical reports such as X-rays, and CT scans and shown in Figure 4.1. The core of this program is the LSTM model, which predicts patient health improvements and quantifies the percentage of improvement over previous occurrences. To attain the best performance in predicting patient health reactions, the training technique includes fine-tuning the LSTM model's parameters and improving its architecture.

Simultaneously, the system incorporates medical information, including lung CT scans and X-rays. These reports provide detailed information on the internal health status of the patient, which enables the LSTM model to include more context and enhance prediction accuracy. After the IoT sensors are placed and the LSTM model has been trained, the next step is to continually monitor the health of the patients. Patients provide real-time data from sensors, which is analyzed by the LSTM model to predict improvements in their health based on individualized treatment regimens and dietary guidelines. Additionally, the application calculates the patients' progress percentage above their pre-programmed health condition.

4.1. Feedback to the patient and doctor from the model. A unique application has been created to give both patients and healthcare practitioners personalized feedback on patient health and dietary suggestions according to the LSTM model. Figure 5 demonstrates how it utilizes patient data and the capabilities of the LSTM model to address various healthcare concerns.

Patient's vital signs, symptoms, and other crucial health data are collected using an easy-to-use interface. This information, together with the patient's medical history, dietary preferences, and real-time health indicators from IoT devices, are used by the LSTM model to give tailored solutions for each patient's unique health requirements. The user-friendly interfaces assist both patients and healthcare practitioners. Patients may obtain personalized health feedback, treatment plans, and dietary advice through a dedicated site, while healthcare practitioners can monitor patient data, track health progress, and access LSTM model suggestions as shown in Figure 4.2.

4.2. Authentication access. The authentication system serves as the first line of defense, making sure that only authorized users have access to private health information and dietary plans. Before accessing their

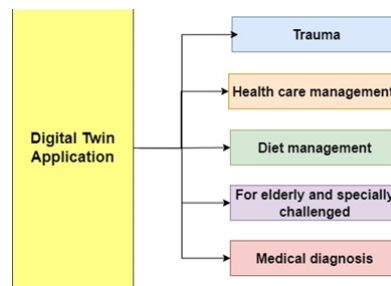


Fig. 4.2: Application output from digital twin

Table 5.1: Performance score of the model

Metric	Score
Accuracy	0.92
Precision	0.89
Recall	0.93
F1 Score	0.91

information, the patient must provide their login credentials, preventing unauthorized parties from seeing critical information. A biometric fingerprint access method is offered by the software as an extra degree of authentication. When the patient enters their login credentials, their fingerprint is scanned to verify their identity. Limiting access to private medical information by unauthorized parties, this strategy protects patient privacy.

5. Result and Discussion. Various performance criteria were used to test the trained LSTM model's usefulness in giving accurate and trustworthy predictions for patient lung health monitoring and food recommendations. Among the evaluation criteria used are F1 score, recall, accuracy, and precision.

The performance metrics of the trained LSTM model are compiled in Table 5.1. The accuracy score, which represents the percentage of true predictions generated by the model, was determined to be 92%. The precision score was judged to be 89%, which assesses the ratio of real positive predictions to all positive predictions. The recall score was determined to be 93%, signifying the ratio of accurate positive predictions to all real positive events. Lastly, the accuracy and recall harmonic mean, or F1 score, came out to be 91%. These performance measures show that the LSTM model is very accurate and capable of making trustworthy predictions about patient health problems and dietary recommendations. The precision score shows that the model has a low false positive rate, which means that it predicts positive situations incorrectly less often.

Figure 5.1 depicts the statistical analysis of the patient input on the usability and functioning of the program. According to the findings, 98.8% of patients highly believe that the program gives accurate and meaningful health feedback. Furthermore, 95.4% of patients feel that the program provides quick and easy access to their health information and dietary plans.

Table 5.2 includes columns for patient demographics (Patient ID, Age, Gender, Health Condition), nutritional goals, and specific nutritional information (Daily Caloric Intake, Protein, Carbohydrate, and Fat Intake). This table facilitates a comprehensive approach to health tracking, allowing healthcare professionals to monitor and analyze various aspects of a patient's well-being. By regularly updating this table, healthcare providers can gain insights into a patient's adherence to nutritional goals, effectiveness of medications, and overall satisfaction with the tracking system. Additionally, including physical activity levels contributes to a more thorough understanding of the patient's lifestyle, enabling tailored recommendations for improved health outcomes.

As shown in Table 5.3, the Timestamp denotes the date and time when the feedback was delivered. Feedback type indicates the type of feedback provided by the LSTM model (e.g., Nutritional Advice, Exercise Guidance,

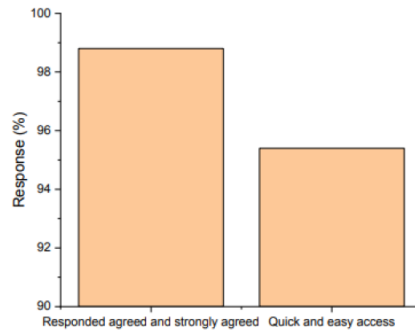


Fig. 5.1: Statistical analysis of patient

Table 5.2: Patient characteristics, dietary objectives, and dietary data

Patient ID	1	2	3	4	5
Age	35	28	45	50	40
Gender	Female	Male	Female	Male	Female
Health Condition	Hypertension	Diabetes	None	Heart Disease	Obesity
Usage Frequency (per week)	5	3	7	4	6
Usability Score (1-10)	8	7	9	6	8
Satisfaction Score (1-10)	9	8	10	7	9
Nutritional Goals	Weight loss	Blood sugar control	General well-being	Heart health	Weight management
Protein Intake (grams/day)	1800	2000	2200	1800	2500
Carbohydrate Intake (grams/day)	70	80	90	70	100
Fat Intake (grams/day)	150	180	200	150	250
Physical Activity Level	Moderate	Sedentary	Active	Light Exercise	Moderate
Medications	None	Insulin	None	Aspirin	None

Progress Update, Meal Plan Review). LSTM Reaction Rate (1-10) is the numerical score representing the reaction rate of the patient to the feedback, on a scale from 1 to 10. Table 3 serves as a vital tool for healthcare providers and administrators to systematically collect, analyze, and respond to patient feedback. The inclusion of a timestamp enables the tracking of feedback trends over time, allowing healthcare organizations to identify patterns and make timely adjustments to services or systems. The Patient ID column facilitates personalized follow-ups and interventions, ensuring that specific concerns raised by individual patients are addressed promptly.

The Feedback Type categorization allows for a nuanced understanding of the nature of patient feedback, aiding in prioritizing areas for improvement. The LSTM Reaction Rate is a key metric that reflects the efficiency of automated systems in processing and responding to patient feedback. Monitoring this rate provides insights into the responsiveness and adaptability of the automated system, allowing for continuous optimization. Overall, this table supports a proactive and data-driven approach to enhancing patient satisfaction and the quality of healthcare services by providing a comprehensive view of patient feedback and the automated system’s responsiveness. Regular analysis of this data can inform strategic decisions to improve patient experience and healthcare outcomes.

Figure 5.2 depicts the LSTM model’s reaction rate while delivering feedback to patients. The reaction rate was calculated by measuring how long it took the model to provide health feedback after receiving input from patients. The performance measures show that the LSTM model is very accurate and capable of making trustworthy predictions about patient health problems and dietary recommendations.

According to the results, the average reaction rate for fast feedback was 85.87%, demonstrating that the

Table 5.3: Tracking the feedback of patients at different timestamps

Timestamp	Patient ID	Feedback Type	LSTM Reaction Rate (1-10)
LSTM Reaction Rate (1-10)	1	Nutritional Advice	8
LSTM Reaction Rate (1-10)	2	Exercise Guidance	7
LSTM Reaction Rate (1-10)	3	Progress Update	9
LSTM Reaction Rate (1-10)	4	Meal Plan Review	6
LSTM Reaction Rate (1-10)	5	Motivational Quote	8

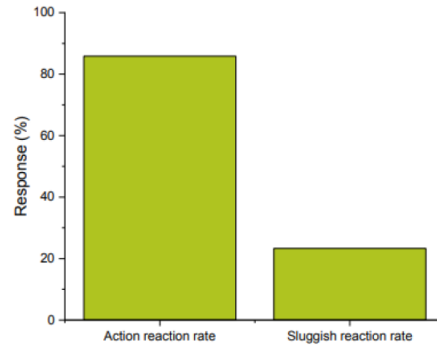


Fig. 5.2: Model response rate

model typically responds quickly to patient inputs. The sluggish reaction rate, on the other hand, was observed at 23.3%, indicating that the model's response is occasionally delayed. The model's effectiveness in giving timely health forecasts and dietary suggestions is confirmed by the high average response rate for immediate feedback. However, the presence of a sluggish reaction rate suggests that the model may take longer to produce feedback in some cases.

It is critical to emphasize the significance of further research for validation and possible expansions when concluding a study on digital twins with LSTM models in medical imaging. While the current study's results may show that digital twins and LSTM models have promising uses in medical imaging, more validation is necessary to guarantee that the conclusions can be applied to a variety of patient demographics and medical problems. The accuracy and feasibility of the proposed method may also be improved by investigating possible expansions, such as adding new data sources or improving model topologies. To advance the area of digital twins in healthcare and realize their full potential in improving patient outcomes, diverse teams of researchers, doctors, and industry partners must collaborate.

6. Conclusion. Finally, the proposed research has shown the ability of digital twin technology and LSTM-based machine learning models to change patient health monitoring and dietary planning. The production of virtual patient replicas that represent the complexity of individual health conditions and treatment responses has been made possible through the use of digital twin technology. By combining various patient data such as healthcare records, treatment procedures, food habits, and real-time sensor information, the LSTM model rapidly learns and predicts patient health improvements and dietary needs. The trained LSTM model was assessed using performance metrics, with good results. Recall was 93%, accuracy was 92%, precision was 89%, and the F1 score was 91%. the model has proved its ability to generate accurate and consistent health predictions. Patients had overwhelmingly positive responses to the application, with strong agreement (98.8%) on the accuracy and usefulness of the health feedback provided. Furthermore, 95.4% of patients said the app gives them fast and simple access to their medical information and dietary suggestions. These results highlight the app's usability and the app's potential to engage consumers in their healthcare journey. Future research might concentrate on improving the model's response rate and developing additional features to suit to certain

patient demographics and health circumstances.

REFERENCES

- [1] S. LIU, X. V. WANG, AND L. WANG, "Digital twin-enabled advance execution for human-robot collaborative assembly", *CIRP Annals*, vol. 71, no. 1, pp. 25–28, 2022.
- [2] C. S. A. ASSUAD, T. LEIRMO, AND K. MARTINSEN, "Proposed framework for flexible de- and remanufacturing systems using cyber-physical systems, additive manufacturing, and digital twins", *Procedia CIRP*, vol. 112, pp. 226–231, 2022.
- [3] J. L. VILAS-BOAS, J. J. P. C. RODRIGUES, AND A. M. ALBERTI, "Convergence of Distributed Ledger Technologies with Digital Twins, IoT, and AI for fresh food logistics: Challenges and opportunities", *Journal of Industrial Information Integration*, vol. 31, p.100393, 2022.
- [4] B. WANG, H. ZHOU, G. YANG, X. LI, AND H. YANG, "Human Digital Twin (HDT) Driven Human-Cyber-Physical Systems: Key Technologies and Applications", *Chinese Journal of Mechanical Engineering*, vol. 35, no. 1, 2022.
- [5] P. WU, M. QI, L. GAO, W. ZOU, Q. MIAO, AND L. L. LIU, "Research on the virtual reality synchronization of workshop digital twin", *Proceedings of 2019 IEEE 8th Joint International Information Technology and Artificial Intelligence Conference, ITAIC, Itaic*, pp. 875–879, 2019.
- [6] Q. LV, R. ZHANG, X. SUN, Y. LU, AND J. BAO, "A digital twin-driven human-robot collaborative assembly approach in the wake of COVID-19", *Journal of Manufacturing Systems*, vol. 60, pp. 837–851, 2021.
- [7] F. TAO, Q. QI, L. WANG, AND A. Y. C. NEE, "Digital Twins and Cyber-Physical Systems toward Smart Manufacturing and Industry 4.0: Correlation and Comparison", *Engineering*, vol. 5, no. 4, pp. 653–661, 2019.
- [8] P. RADANLIEV, D. DE ROURE, R. NICOLESCU, M. HUTH, AND O. SANTOS, "Digital twins: artificial intelligence and the IoT cyber-physical systems in Industry 4.0", *International Journal of Intelligent Robotics and Applications*, vol. 6, no. 1, pp. 171–185, 2022.
- [9] K. KANDASAMY, S. SRINIVAS, K. ACHUTHAN, AND V. P. RANGAN, "IoT cyber risk: a holistic analysis of cyber risk assessment frameworks, risk vectors, and risk ranking process", *Eurasip Journal on Information Security*, vol. 2020, no. 1, 2020.
- [10] A. GAHANE AND C. KOTADI, "An Analytical Review of Heart Failure Detection based on IoT and Machine Learning", *Proceedings of the 2nd International Conference on Artificial Intelligence and Smart Energy, ICAIS 2022*, pp. 1308–1314, 2022.
- [11] S. SARKER, L. JAMAL, S. F. AHMED, AND N. IRTISAM, "Robotics and artificial intelligence in healthcare during COVID-19 pandemic: A systematic review", *Robotics and Autonomous Systems*, vol. 146, p. 103902, 2021.
- [12] M. ALA'RAJ, M. F. ABBOD, AND M. MAJDALAWIEH, "Modelling customers credit card behaviour using bidirectional LSTM neural networks", *Journal of Big Data*, vol. 8, no. 1, 2021.
- [13] Y. JIANG, P. DAI, P. FANG, R. Y. ZHONG, X. ZHAO, AND X. CAO, "A2-LSTM for predictive maintenance of industrial equipment based on machine learning", *Computers and Industrial Engineering*, vol. 172, no. August, 2022.
- [14] X. LI, M. GUO, R. ZHANG, AND G. CHEN, "A data-driven prediction model for maximum pitting corrosion depth of subsea oil pipelines using SSA-LSTM approach", *Ocean Engineering*, vol. 261, p. 112062, 2022.
- [15] I. BENCHAJI, S. DOUZI, B. EL OUAHIDI, AND J. JAAFARI, "Enhanced credit card fraud detection based on attention mechanism and LSTM deep model", *Journal of Big Data*, vol. 8, no. 1, 2021.

Edited by: Dhilip Kumar V

Special issue on: Unleashing the Power of Edge AI for Scalable Image and Video Processing

Received: Nov 30, 2023

Accepted: Apr 1, 2024